

# Gas Leak Checker

## Model SP-220 series

Safety is always in your hand

- *For fumigation gases* **TYPE FUM**
- *For general gases (Toxic, Combustible and CFC)* **TYPE SC**
- *For town-gas & LP gas*
  - TYPE M**
  - TYPE L**
  - TYPE ML**



### Easy grip & Robust structure

Ingress proof IP 55, Protection rubber cover is available.

### High speed low conc. reading

A new sensor can be detected a low concentration.

### Data logging function available


Year/Month/Date/Time, Gas conc., Gas name. "256 data" recordable.

### LED light available

Easy to measure gas leakage at a dark place.

● Wealth of information

Easy to confirm what is going on with SP-220



● Built-in LED light

It can help for measuring leakage at a dark place



● Ingress proof IP55

IP5X : Dust protected  
IPX5 : Water Jets



Specification for Type FUM & SC

Model	SP-220 TYPE FUM (Fumigation)	SP-220 TYPE SC (Toxic, Combustible, CFC)
Target gas	Refer to the gas list	
Detection principle	Hot-wire semiconductor method	
Sensor	SH-8662	
Measuring range	Depends on target gas	
Alarm set point	Depends on target gas	
Accuracy	Displays 0.1 ppm-bar when applied PH3 0.3 ppm.	
Alarm pattern	Gas alarm : Gas concentration reached or over the setting point. Trouble alarm: Sensor connection / breaking, Low battery, Low flow Circuit error, Calibration error	
Alarm method	Non-latching	
Display of alarm	Gas alarm: Flashing LED, Buzzer Trouble alarm: Flashing LED, Buzzer, Display of error message	
Alarm delay time	0 sec.	
Sampling method	Sample draw	
Response time	10 sec.: Time to reach 0.1 ppm when applied PH3 0.3 ppm.	
Output signal	IrDA	
Switch	[AIR][MODE][POWER]	
Display device	LCD	
Display contents	Gas name, Gas concentration, Time, Battery, Pilot indicator, Pump driving indicator	
Power source	2 AA dry cell batteries	
Continuous operation	More than 12 hrs.	
Operating temp. & humidity	-20~+55°C (-4°F~+131°F), 0~95%RH (Non-condensing)	
Dimension & weight	200mm(H) x 43mm(D) x 47mm(W) (Taper nozzle not included), 215g	
Ingress proof	IP 55	
Function	Manual LCD backlight (Automatically ON when alarming), Peak value, Snap logging, Time, Cal alarm	

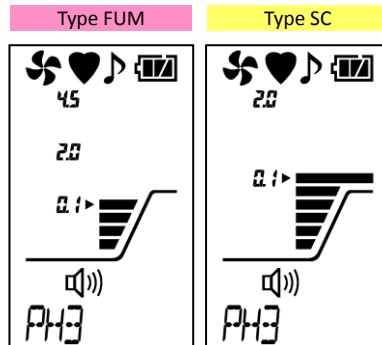
● Standard accessories

- Hand strap
- Protection rubber cover
- Taper nozzle
- 2 x Alkaline battery

● Gas sensitivity & Display

SP-220 automatically changes gas sensitivity level depends on target gas.

Gas sensitivity level can be set on 2 (Type SC) or 3 (Type FUM) scales.  
\*Refer to right figures.



● SP-220 (TYPE FUM) GAS LIST

No.	Gas name	Display	Conc. Display1 (ppm)	Display2 (ppm)	Display3 (ppm)
1	Phosphine	PH3	0.1	2	4.5
2	Methyl bromide	CH3Br	1	20	100
3	Carbon disulfide	CS2	0.1	-	-
4	Methyl iodide	CH3I	1	10	30
5	Hydrogen cyanide	HCN	1	-	-
6	Sulfuryl fluoride	SO2F2	-	-	800
7	Ethylene dibromide	C2H4Br2	1	10	30

● SP-220 (TYPE SC) GAS LIST

No.	Gas name	Display	Conc. Display1 (ppm)	Conc. Display2 (ppm)
1	Phosphine	PH3	0.1	2
2	Acetone	C3H6O	1	10
3	Arsine	AsH3	0.2	-
4	Ammonia	NH3	10	-
5	Isobutane	i-C4H10	1	10
6	Isopropyl alcohol	IPA	1	10
7	Carbon monoxide	CO	10	30
8	Ethyl alcohol	C2H5OH	1	10
9	Ethylene	C2H4	1	10
10	Vinyl chloride	VCM	1	-
11	Methyl chloride	CH3CL	1	10
12	Xylene	C8H10	1	10
13	Ethylene oxide	EO	1	10
14	Silane	SiH4	0.5	-
15	Methyl bromide	CH3Br	1	20
16	Hydrogen	H2	1	10
17	Trichloroethylene	C2HCL3	10	-
18	Toluene	C7H8	1	10
19	1,2-Dichloroethane	EDC	1	10
20	Sulfur dioxide	SO2	1	-
21	Propane	C3H8	5	20
22	CFC R-134a	R-134a	50	250
23	CFC R-22	R-22	10	50
24	CFC R-32	R-32	10	50
25	n-hexane	n-C6H14	10	50
26	Benzene	C6H6	0.5	10
27	Formaldehyde	HCHO	10	50
28	Methane	CH4	1	20
29	Methyl alcohol	CH3OH	1	10
30	Methyl ethyl ketone	MEK	1	10
31	Hydrogen sulfide	H2S	0.1	-
32	Diborane	B2H6	0.1	-
33	Germane	GeH4	0.2	-
34	Hydrogen bromide	HBr	10	-
35	Hydrogen chloride	HCL	10	-
36	CFC R-407C	R-407C	10	50
37	Hydrogen selenide	H2Se	0.5	-
38	CFC R-410A	R-410A	10	50
39	CFC R-404A	R-404A	10	50
40	2,3,3,3-Tetrafluoropropene	CH2CF4	10	30

Note 1) 「-」: It means that have sensitivity, but there is no value.  
 Note 2) Alarm accuracy, response time etc. are confirmed with calibration gas(PH3)  
 Note 3) The measuring results of the gas selection are intended for guidance only.  
 For the most accurate measurement is for calibration gas(PH3).

## Specification for Type M, L & ML

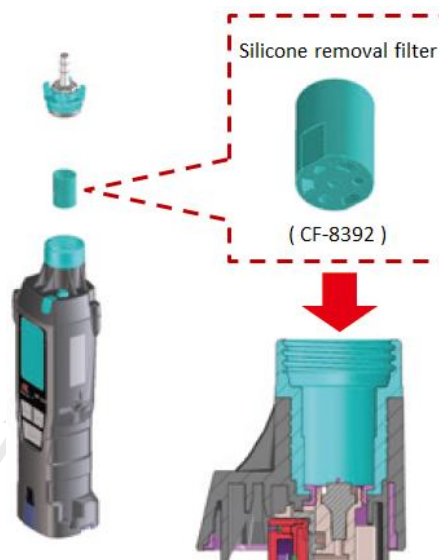
Model	SP-220(TYPE M)	SP-220(TYPE L)	SP-220(TYPE ML)
Detection principle	Hot-wire semiconductor method		
Target gas	Town gas (switchable to LPG)	LPG (switchable to town gas)	Town-gas, LPG (switching) *2 gases are needed for calibration.
Concentration display	LCD level meter + Scale		
Measuring range	10~10000ppm		
Sampling method	Sample draw		
Alarm set point	Default : 30ppm(selectable from 10,30,150,500,2000ppm)		
Display	Operating state disp., Flow check disp., Gas concentration disp., Alarm sound disp., Operation sound disp., Battery level icon, Level meter disp., Mode disp., Gas name and message disp.		
Response time	3 sec.		
Gas alarm display	Flashing LED, Buzzer		
Gas alarm method	Non-latching		
Trouble alarm	Sensor error, Low battery, Low flow, System error, Calibration error, Clock error, Pump error		
Trouble alarm display	Flashing LED, Buzzer, Trouble message		
Trouble alarm method	Latching		
Power source	2 AA dry cell batteries		
Continuous operation	Approx. 13 hrs.		
Operating temperature	-20~55°C (-4°F~131°F)		
Operating humidity	0~95%RH (Non-condensing)		
Safety design	Intrinsically safety ExiallCT4		
Approvals	Ex-proof: IECEx, ATEX / Other: CE marking		
Ingress proof	IP55		
Dimension	200(H) × 43(W) × 39(D)mm (Taper nozzle not included)		
Weight	215g (Dry cell batteries not included)		

### Standard accessories

- Hand strap
- Protection rubber cover
- Water proof filter (5 ea.)
- Taper nozzle
- 2 x Alkaline battery
- Silicone removal filter

### Built-in Silicone removal filter

Silicone makes a degradation of sensor sensitivity. The SP-220 Type-L, M and ML have a silicone removal filter to prevent effects.



### Application



For gas pipe joint



For gas cylinder

## - International Agent



## RIKEN KEIKI Co., Ltd.

2-7-6 Azusawa, Itabashi-ku, Tokyo, 174-8744, Japan

Phone : +81-3-3966-1113

Fax : +81-3-3558-9110

E-mail : [intdept@rikenkeiki.co.jp](mailto:intdept@rikenkeiki.co.jp)

Web site : <http://www.rikenkeiki.co.jp/english/>

